

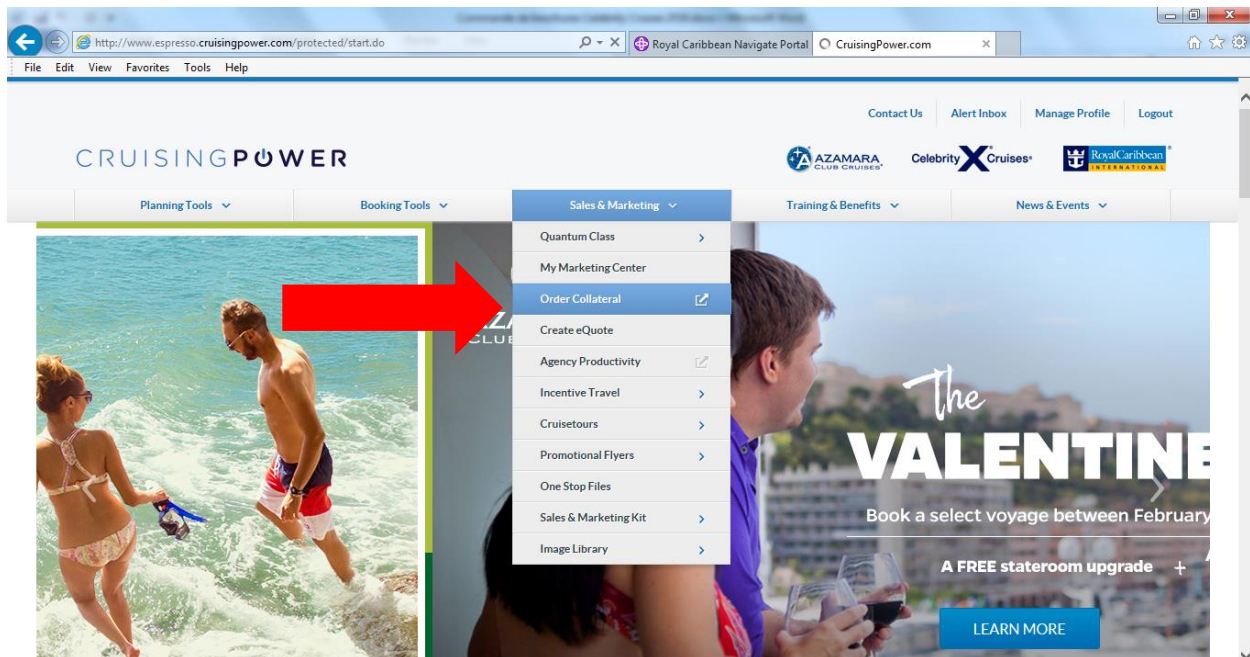
Celebrity X Cruises®

Commander de brochures Celebrity Cruises
Si simple en suivant les étapes suivantes!

Truc de Annie : Commandez en plus petite quantité mais régulièrement!

Rendez-vous sur www.cruisingpower.com

Cliquez sur **ORDER COLLATERAL:**



Voici le site de commande de brochures :

Cliquez sur: BROCHURES (sous Celebrity Cruises)

The screenshot shows the website interface for Royal Caribbean Cruise Lines. The browser address bar displays the URL: <https://rccldaweb.hartehanks.com/Index?sessionid=0iLTRPU4Wm1ke2mMYQ5mi-Or.undefi...>. The navigation menu includes "Order Entry", "Reports", and "Admin". The left sidebar contains a menu with "Azamara Club Cruises", "Celebrity Cruises", and "Royal Caribbean International". A red arrow points to the "Brochures" link under "Celebrity Cruises". The main content area displays a "Message Board" with a "User Manual" link and a "2015 TIPS FOR ORDERING BROCHURES & COLLATERAL" link. The right sidebar shows "Favorite" and "My Order" sections.

Choisissez vos brochures en cliquant sur ADD to Cart:



The screenshot shows the brochure selection page on the Royal Caribbean Cruise Lines website. The left sidebar contains a menu with "Brochures", "Alaska", "Asia Pacific", "Europe", "The Americas", "Travel Agent Guide", and "Sales Communications". The main content area displays a search bar and a "Cart/Checkout" button. The breadcrumb trail is "Home > Celebrity Cruises > Brochures". The page shows a grid of brochure items, each with a thumbnail image, a title, item code, order limit, and availability information. A red arrow points to the "Add to Cart" button for the "2016/2017 CEL Travel Agent Guide".

Item Code	Order Limit	Available in US	Available in Canada
CE0005517	3 Per Order	In Stock	In Stock
CE0000709	15 Per Order	In Stock	In Stock
CE0001517	20 Per Order	In Stock	In Stock

Entrez la quantité désirée :

Shopping Cart

The item(s) for your order are below, but you currently have no recipients to receive this order. To add a recipient, click on the "Recipient" button below.

Items		Delete	
	2016/2017 CEL Travel Agent Guide	<input type="text" value="1"/>	(Max per Order:3) 
	Item Code	CE0005517	
	Delivery	Physical	

[Add Item\(s\)](#)

Cliquez sur: Ship to Me

Valider l'adresse

Recipient(s)
Ship to Me / Add Recipient(s)

**Note : entez Qc ici

State *	<input type="text"/>
---------	----------------------

Cliquez sur Add Recipients :

Pratique si vous avez plusieurs succursales, agents extérieurs, ou encore pour une livraison directement chez vos clients!

Cliquez sur Cart/Checkout

The screenshot shows a web browser window with the URL <https://rcldaweb.hartehanks.com/oe/Controller?breadCrumbId=0&webAction=actionSaveRecei>. The page header includes logos for AZAMARA CLUB CRUISES, Celebrity Cruises, and Royal Caribbean International. A navigation bar contains links for Order Entry, Reports, and Admin. The main content area is titled "Items > Recipient(s) > Shopping Cart" and features a "Search for Items" section with a search input field and "Search" and "Cart" buttons. A red arrow points to the "Sales Communications" link in the left sidebar. Below the search section, there are "Cart/Checkout" and "Find Recipients" buttons.

Validez et cliquez sur PLACE Order

The screenshot shows the shipping options section. At the top, the recipient's name "BOB ANNIE PRESEAUT" is displayed. Below this, there is a "Ship to Me" button. The "Shipping Options" section includes a "Shipping Comments:" field with the value "None" and an "Email Notification:" field with the value "apreseault@celebrity.com". There is also an "Add Carton Labeling Instructions" button. At the bottom, a row of buttons includes "Place Order", "Save As Draft", "Cancel Order", "Continue Shopping", and "Update Shopping Cart". A red arrow points to the "Place Order" button.

Aussi disponible : cartes-postales, affiches, papier à lettre, etc.

C'est à votre disposition! Profitez-en!

Vous allez recevoir un courriel de confirmation.

